



# K2

## DISTRIBUTION AND SHUT-OFF SYSTEM FOR CHASED DOMESTIC GAS LINES

K2 is a distribution and shut-off system for chased gas lines in domestic systems. It makes it possible to comply with the accessibility requirements specified by the standards without compromising the look of the environment. The distinctive design of the faceplates and their finish creates a pleasant effect when integrated with the environment.



## THE GAS SYSTEM FOR PROFESSIONALS

EASY TO USE, SAFE AND COMPLIANT



### HTB

HTB high-temperature resistant build EN 1775 (650° / 30 minutes).



### SANDWICH BOX

Improves accessibility during installation and is gas-tight in accordance with UNI 7129-2015. [see page 148]



### LINK

Possibility of modular box coupling. [see page 149]



### DESIGN PLUS


Industrial design and innovative product awards at ISH 2015.

### ACCESSIBILITY

The gas control that is always to hand and complies with UNI 7129 - 2015 standard.

### INSIDE-OUTSIDE

Built to be installed inside and outside the building.



### TAPERED SEAL

100% metal seal. [see page 150]



### VENTILATION

Effective ventilation to the outside in the event of a leak in the gas system.



### CERTIFICATIONS AND TECHNICAL SPECIFICATIONS

Reference standards	DIN-EN 331
Working pressure	MOP5 (5 bar)
Temperature	-20 °C +60 °C
Heat resistance	HTB 650 °C for 30' (DIN EN 331 B0.1)
Connections	"TC" tapered seal
Applications	For all types of gas as specified in EN 437 and DWG G260/1 (Methane, Butane, Propane)

### COMPACT INSTALLATION

The smaller sizes are easier to integrate into the environment. [see page 150]



## K2 ENSURES COMPLIANCE

FULLY COMPLIANT WITH THE UNI 7129:2015 GAS STANDARD

To summarise the requirements of the UNI 7129 -1/2015 standard, a domestic system must have an entry point (or post-meter valve), a main shut-off valve (if not provided at the entry point) and utility valves.

The goal is to equip the system with accessible devices to stop the flow of gas when needed or in the event of an emergency.

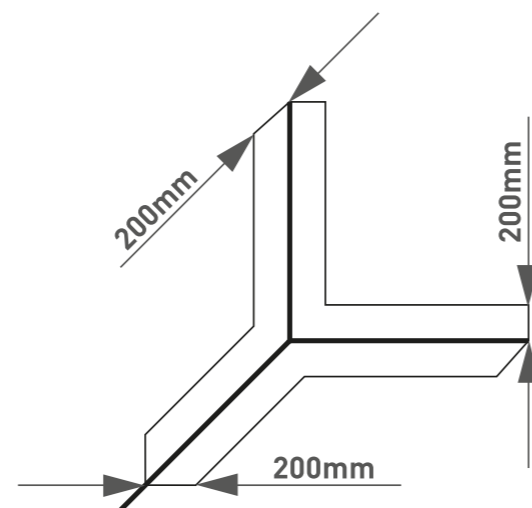
- 1| A main shut-off valve is required when the entry point is not located within the house or places exclusively related to it (balcony, courtyard, garden, etc.). The main shut-off valve may be installed outside the building (in the aforementioned places) or inside, immediately after it passes through the external perimeter wall. The valve must always be accessible and controllable.
- 2| The system must have a utility cock upstream from each hose or pipe connection. It must be in an accessible location (i.e. anyone can reach it at any time).
- 3| When using metal-plastic fittings and pipes, the installations must use fittings or valves that do not transmit mechanical stresses from other system components.

### LAYING IN CHASES, THE SAFE AND PROTECTED SYSTEM

Regardless of the material used in the system, laying in chases remains unchanged by the updated standard.

Pipes must be laid more than 200 mm from corners; if that is not possible, the pipes must be orthogonal to the walls and the chase must be identified in the drawings (photographs are also allowed).

Ref. UNI 7129 -1/2015 Chap. 4.5.5.4



### IT'S EASY TO BE COMPLIANT (7129 - 2015)

All connections must be made in serviceable, ventilated boxes.

#### VENTILATION

The boxes for K2 series valves and manifolds comply with the UNI 7129-1/2015 standard as they ensure effective ventilation to the outside in the event of system leaks, without the need to use sealant.

Ref. UNI 7129 -1/2015 Chap. 4.5.5.9


#### GAS-TIGHT BOX

The sandwich box is gas-tight with respect to the wall, preventing any gas leaks from creating a hazard by penetrating into the wall.

Ref. UNI 7129 -1/2015 Chap. 4.5.5.9

#### ALWAYS SERVICEABLE

K2 devices can be inspected as well as disassembled and reassembled without any masonry work.



K2 SERIES  
K2 FLUSH-MOUNTING  
MANIFOLDS



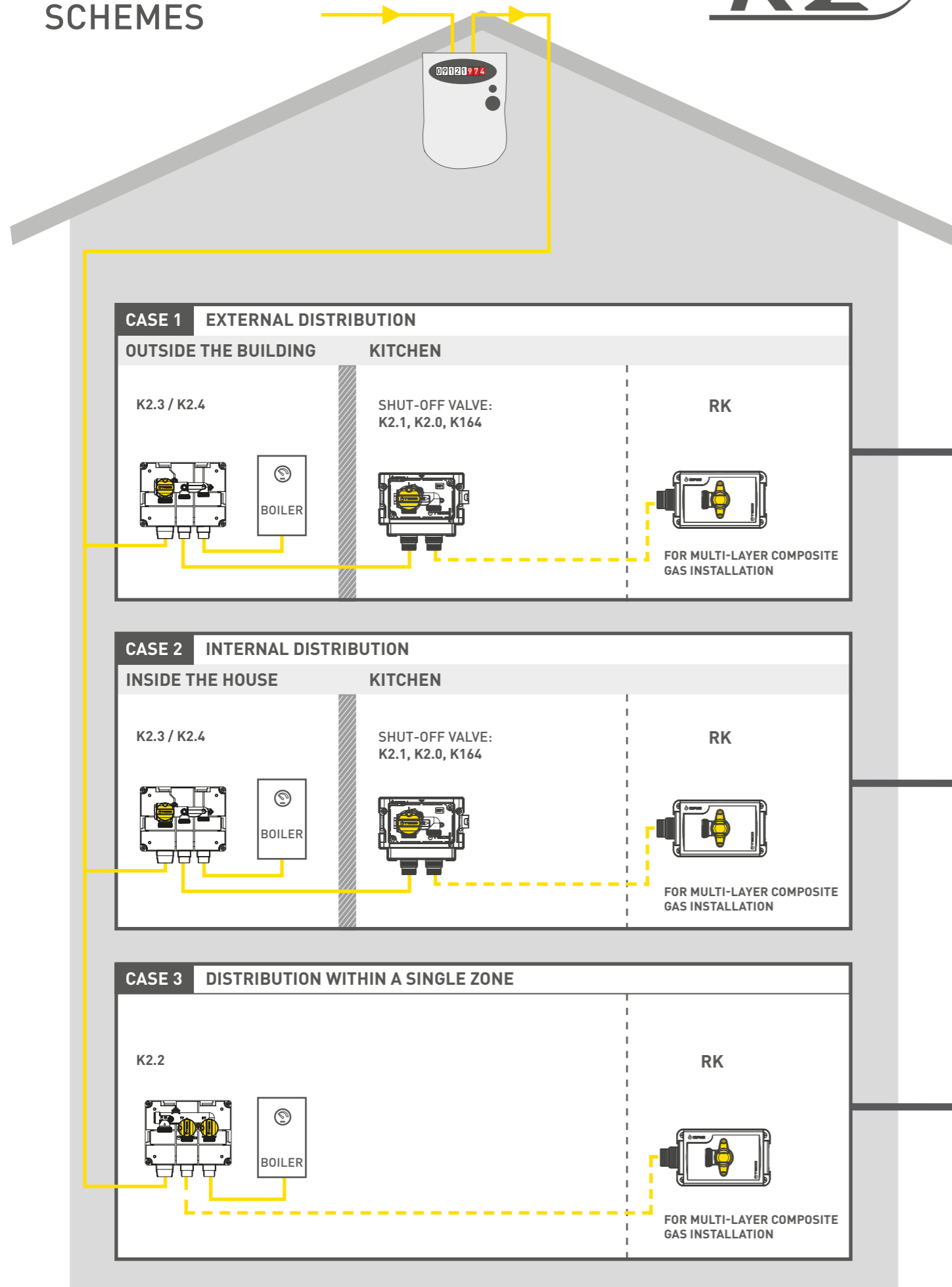
#### ALWAYS ACCESSIBLE

One of the fundamental safety concepts in a gas system is to ensure that it is always accessible. In this way, the user can use the shut-off valve preventively and not only in the event of an emergency.

Ref. UNI 7129 -1/2015 Chap. 4.6.3.6.1



# GAS SYSTEM SCHEMES



## INSTALLATION IN ACCORDANCE WITH THE STANDARDS

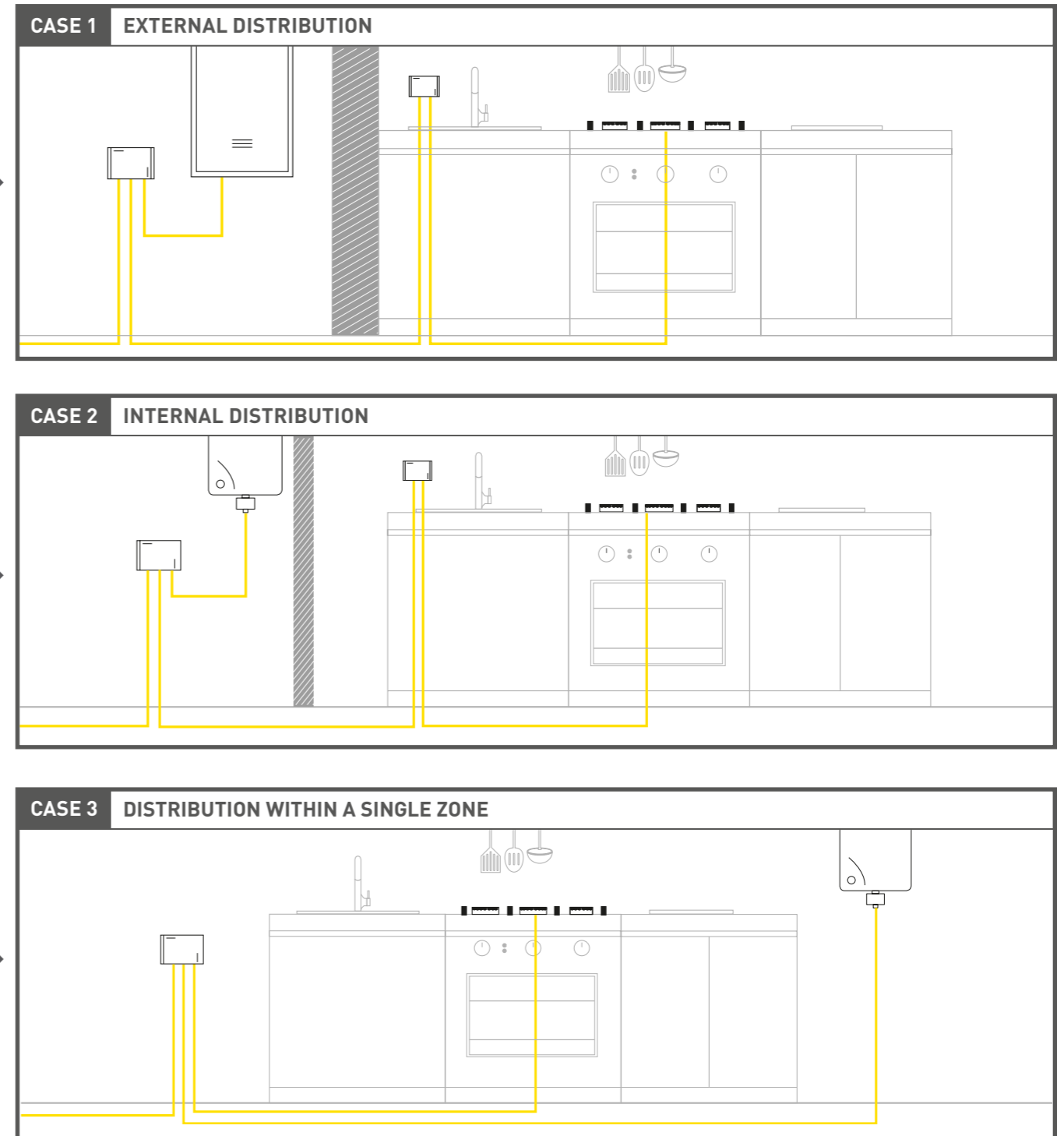
The K2 system guarantees the accessibility required by the UNI 7129-1 standard without restricting the installation.

### SINGLE AND MULTIPLE MAIN SHUT-OFF VALVES

Systems must have a main shut-off device and a device (cock, valve) to "isolate the internal system". The aforementioned device is usually installed upstream from the first branch/joint in the system. Alternatively, it is possible to isolate the various parts of the system downstream from a branch using several shut-off devices that comply with the UNI EN 331 standard.

### UTILITY SHUT-OFF VALVES

Upstream from each utility appliance, i.e. upstream from each hose or pipe connection, there must always be a utility cock between the appliance and the rest of the system. It must be located in an accessible place.





## K2 EXTERNAL INSTALLATION

Product and faceplates of the K2 system can be installed outside as they are made of materials that are resistant to sunlight and weather.




## THE DESIGN FOR EVERY LOOK

The innovative design of the K2 series faceplate integrates perfectly with any living environment.




### D01 K2.4

WHITE



KPLD0101600


SILVER



KPLD0101800

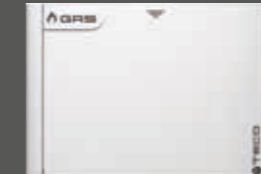
### C01 K2.2 - K2.3

WHITE



K7PL0001

SILVER



K7PL0002


BLACK SOFT TOUCH



K7PL0003

### B01 K2.1 - K2.0

WHITE



KPLB0101600

POLISHED CHROME



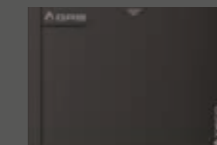
KPLB0101M00

SILVER



KPLB0101800

BLACK SOFT TOUCH



KPLB0101A00

COPPER



KPLB0101700



**A01** K2.0 SPARE PARTS (2009 - 2017 PRODUCTION)  
See page 174

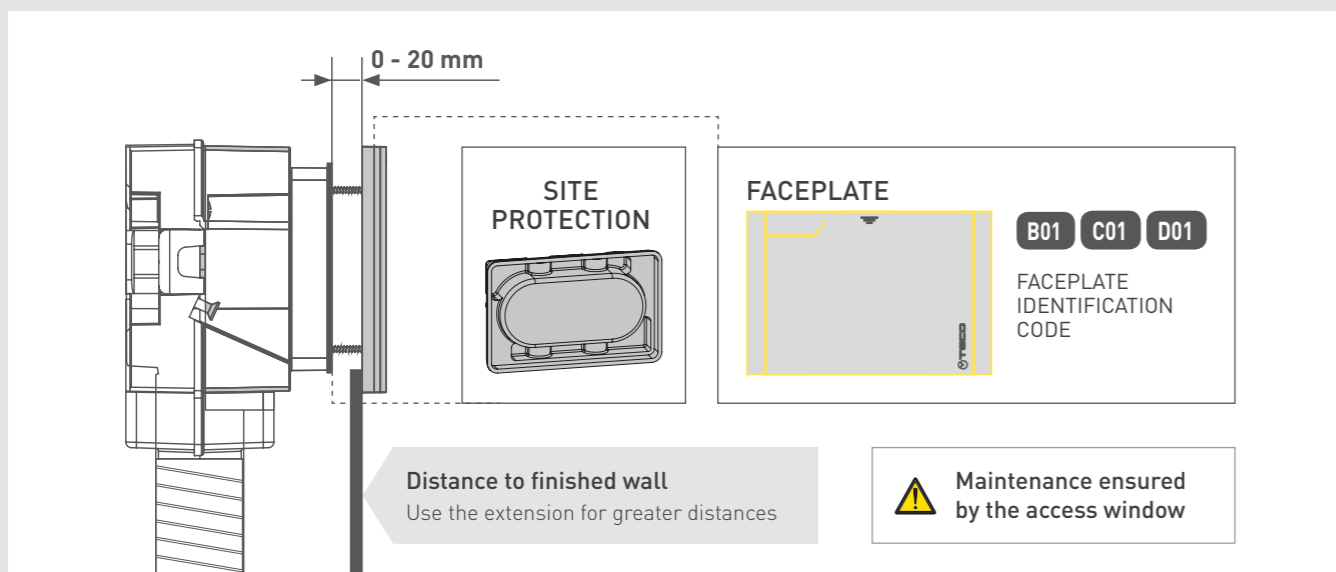


## SANDWICH BOX

PRACTICAL TO INSTALL

### BENEFITS

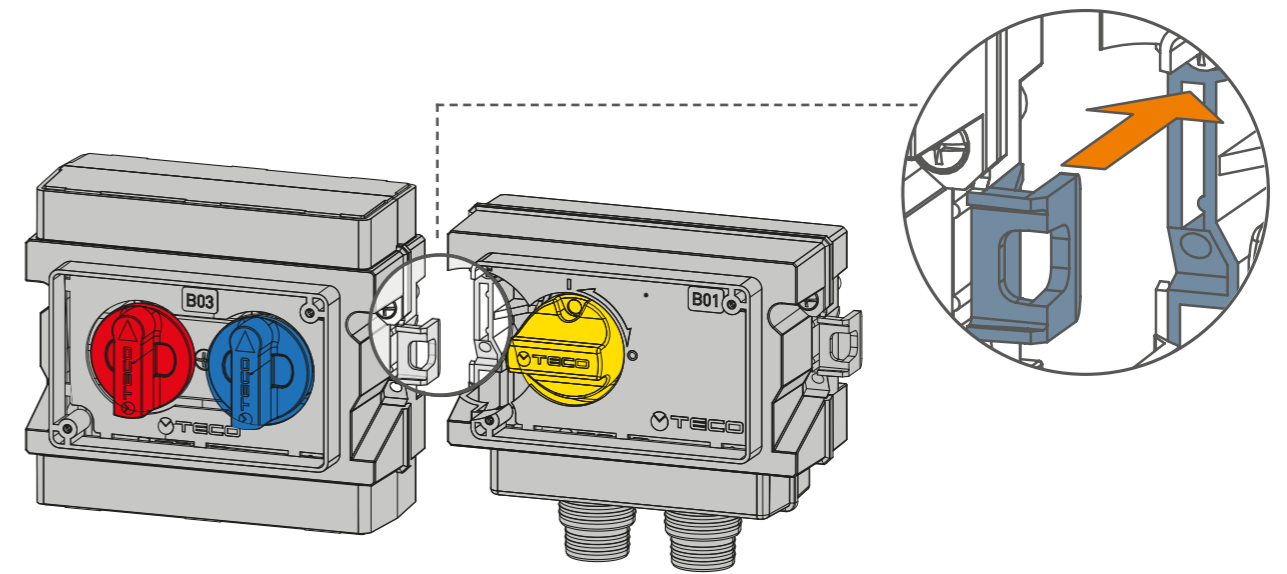
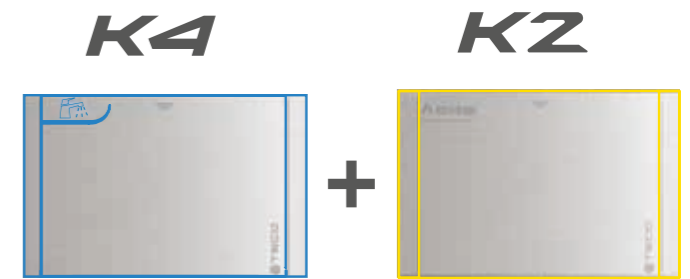
- Less deep (can be installed in a 10 cm finished wall)
- Strong structure
- Special brackets can adjust the installation depth in the wall
- Easier access during installation
- The part in the wall is gas-tight and ventilated to the environment



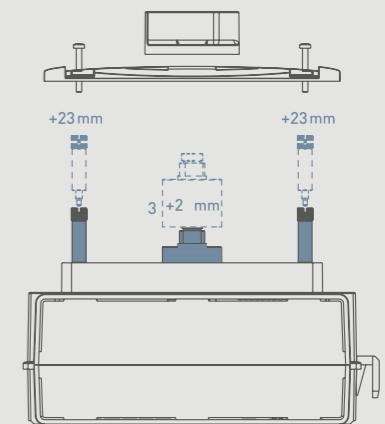
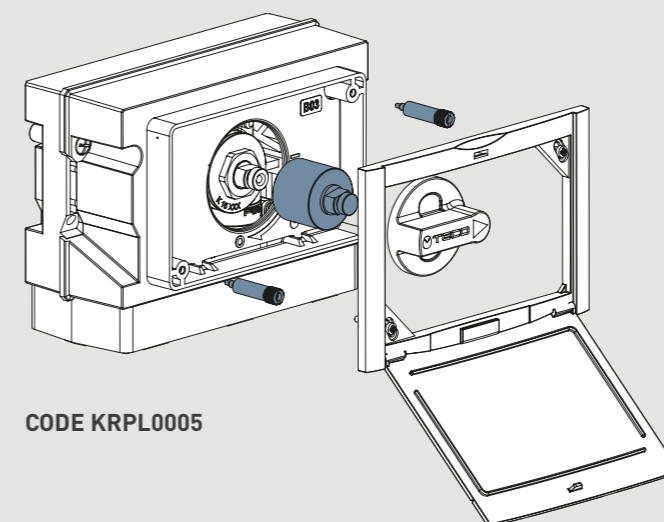
## LINK

STRENGTH THROUGH UNITY

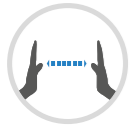
All valves in the K series for water systems (K4) and gas systems (K2) can be linked for secure and precise alignment.



## MODULAR EXTENSION KIT



The extension kit is used whenever it is necessary to extend the operating control of the shut-off cock, so that the cock control can be in the optimal position.



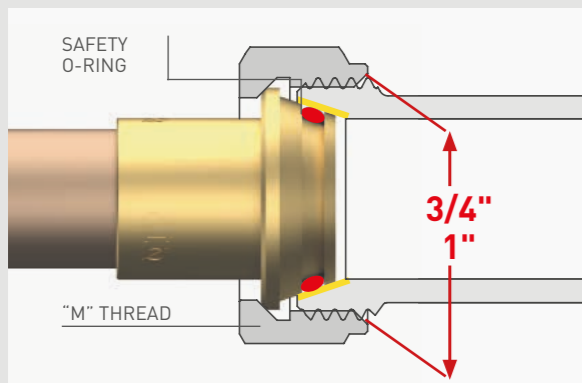
# COMPACT INSTALLATION



## TC TAPERED SEAL

Every device in the K2 range is connected using a "TC" TAPERED SEAL, which was designed to provide a 100% safe connection that can be re-tightened following an intervention.

The tapered seal is not compatible with Eurocono connections.



100% METAL SEAL



CAN BE RE-TIGHTENED




HTB RESISTANCE 650°C - 30 MINUTES (EN 1775)

## TC CONNECTIONS

<b>FITTING</b> S (soldered) D2 EN1254-5  Ø22mm: K0CS2202 Ø28mm: K0CS2802	<b>1"</b> 	<b>FITTING</b> S (soldered) D2 EN 1254-5  Ø12mm: K2CS1201 Ø14mm: K2CS1401 Ø15mm: K2CS1501 Ø16mm: K2CS1601 Ø18mm: K2CS1801 Ø22mm: K2CS2201
<b>FITTING</b> P (press-fit) D2 VP 614  Ø22mm: K0CP2202 Ø28mm: K0CP2802		<b>FITTING</b> P (press-fit) D2 VP 614  Ø15mm: K2CP1501 Ø18mm: K2CP1801 Ø22mm: K2CP2201
<b>FITTING</b> F (threaded) D2 EN10226-1  1": K0CF3401		<b>FITTING</b> R (compression) D2 EN 1254-2  Ø14mm: K0CR1401 Ø16mm: K0CR1601 Ø18mm: K0CR1801
<b>ADAPTER</b> TP (flat seal) D2  1": AP005001		<b>FITTING</b> F (threaded) D2 EN10226-1  3/4": K0CF1201
		<b>ADAPTER</b> TP (flat seal) D2  3/4": AP004001


**K2**  
FACEPLATES

**D01**




WHITE KPLD0101600    SILVER KPLD0101800

**C01**



WHITE K7PL0001    SILVER K7PL0002    BLACK SOFT TOUCH K7PL0003

**B01**



WHITE KPLB0101600    POLISHED CHROME KPLB0101M00    SILVER KPLB0101800    BLACK SOFT TOUCH KPLB0101A00    COPPER KPLB0101700

POLISHED CHROME  
FACEPLATE INCLUDED  
IN THE PRODUCT

WHITE  
FACEPLATE INCLUDED  
IN THE PRODUCT

**PRODUCT CHOICE GUIDE**

**K2.4** K204DC10100



**K2.3** K203CC10100



**K2.2** K202CC10100



**K2.1** K201BC10100



**K2.0** TC: K200BC10100  
F1/2: K200B110100



**K164** TC: K113KC0100  
F1/2: K113KF0100



**RK** RK13KC0100



■ 1"	■ x1	■ x1	■ x1
● 3/4"	● x3	● x2	● x2


**TC**



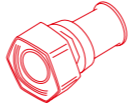

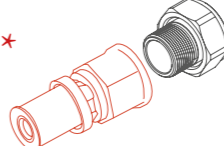

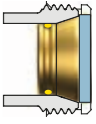
**TAPERED SEAL:**

- 100% SAFE
- CAN BE RE-TIGHTENED
- NOT EUROCONO COMPATIBLE

● x2	● x2	● x2	● x1
------	------	------	------

Every device in the K2 range is connected using a "TC" TAPERED SEAL, which was designed in accordance with the ISO228-1 standard in order to provide a 100% safe connection that can be re-tightened following an intervention.  The tapered seal is not compatible with Eurocono connections.

CONNECTIONS	DIAMETERS	COPPER PIPES		
		SOLDERED EN 1254-5	CRIMPED DVGW G5614	COMPRESSION EN 1254-2
■ TC-1"	Ø22	K0CS2202	K0CP2202	
	Ø28	K0CS2802	K0CP2802	
● TC-3/4"	Ø12	K2CS1201		
	Ø14	K2CS1401		K0CR1401
	Ø15	K2CS1501	K2CP1501	
	Ø16	K2CS1601		K0CR1601
	Ø18	K2CS1801	K2CP1801	K0CR1801
	Ø22	K2CS2201	K2CP2201	

MULTI-LAYER COMPOSITE PIPES			MALE THREAD	FLAT SEAL
TECO does not supply fittings for the multi-layer composite system				
*  FITTING WITH TAPERED SEAL SWIVEL NUT	*  FITTING WITH FLAT SEAL SWIVEL NUT	*  FEMALE THREADED FITTING	 Fitting for threaded connection in accordance with EN 10226-1	 Adapter for connecting to all types of fittings with a flat seal and nut
	AP005001	K0CF3401	K0CF3401	AP005001
	AP004001	K0CF1201	K0CF1201	AP004001
* Fitting of the multi-layer composite gas system manufacturer				



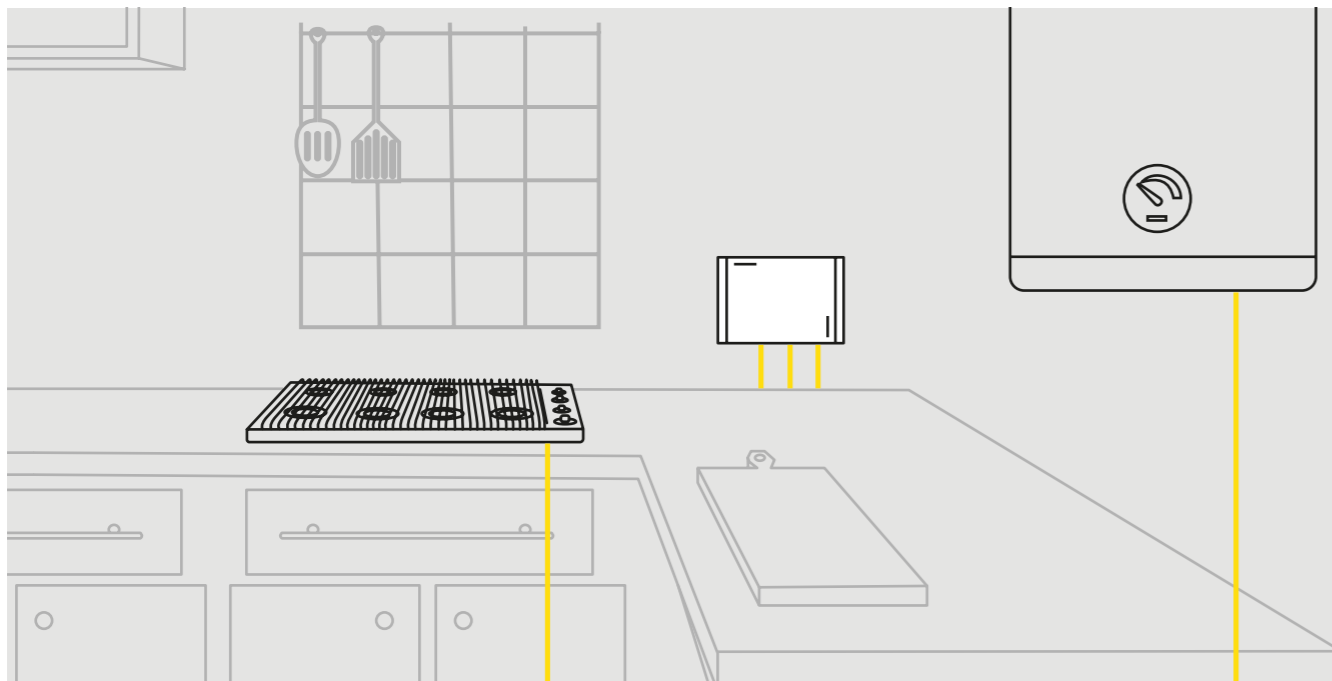
# K2.2

## 2-PORT MULTIPLE SHUT-OFF GAS MANIFOLD

- K2.2 compact distribution manifold
- Shut-off ball valve for each outlet with open/closed indication
- With flush-mounting and readily serviceable Sandwich box
- Box with connections with sheath that is gas-tight with respect to the wall and ventilation to the outside
- TECO Tapered Seal connection: heat resistant in the event of fire (HTB)
- The faceplates allow full service access to the manifold
- The faceplate Design and finishes are suitable for exposed installation
- Punto Arancio® pressure fitting



SPECIFICATIONS		TECHNOLOGIES		DESIGN FEATURES							
Material	Body	CW617 Brass	HEAT RESISTANCE  TAPERED SEAL	CERTIFIED PRODUCT	SANDWICH BOX	ACCESSIBILITY	PRESSURE TESTED	COMPACT	DESIGN	VENTILATION	INSIDE-OUTSIDE
	Sandwich Box	ABS									
	Balls	CW617 Brass									
Connections	TAPERED SEAL and ISO 228 M thread										
Working pressure	MOP 5										
Temperature	-20 °C +60 °C										
High temperature resistance	(B01) 0.1 bar 650°C for 30min										
Standard and certification	DIN EN 331 DVGW										



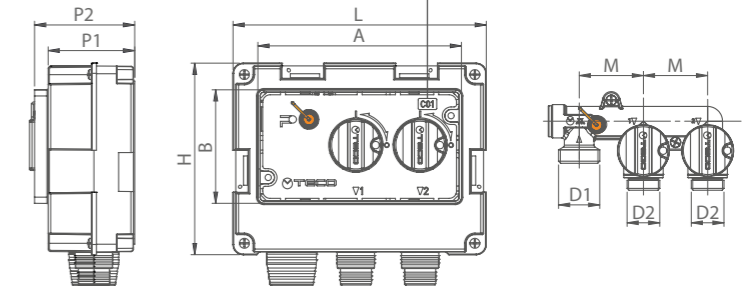
## K2.2 2-PORT MULTIPLE SHUT-OFF GAS MANIFOLD

C01 COMPATIBLE FACEPLATE



- MOP 5
- -20 °C +60 °C

INCLUDES: fixing bracket, site protection cover.  
DOES NOT INCLUDE: faceplate and fittings, Punto Arancio kit.



Code	DN	D1	D2	M	L	H	P1	P2	A	B	Faceplate	Pack
K202CC10100	15	TC1"	TC3/4"	52	205	155	70	83	165	92	C01	5

### K2.2 Flush-mounting gas manifold

Manifold with two outlet pressure fittings, complete with ball valves that comply with the DIN EN 331 standard. Inlet with 1" tapered seal and 3/4" outlets.


The kit includes a readily serviceable sandwich box, which is gas-tight with ventilation to the environment and sealed sheath connections. Brass body. Brackets and protection covers included. Opens and closes by operating the handles, complete with "open/closed" indicator, manually openable faceplate, available in three finishes.

Temperature: -20 °C +60 °C.

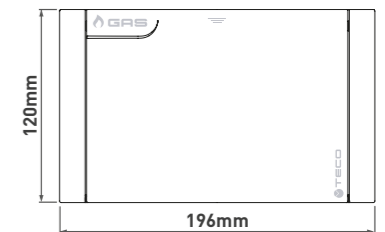
Working pressure: MOP 5.

The connections are certified and guaranteed to seal at high temperature HTB 650°C for 30'.

### C01 FACEPLATES



Faceplate 196x120mm.



Code	Finish	Pack
K7PL0001	White	5
K7PL0002	Silver	1
K7PL0003	Black Soft Touch	1

**TC** FITTINGS FOR TAPERED SEALS SEE PAGE 170

**KZ** ACCESSORIES (EXTENSIONS, SPANNER ...) SEE PAGE 172

**PA** PUNTO ARANCIO ACCESSORIES SEE PAGE 179

# K2.3

## 2-PORT SINGLE SHUT-OFF GAS MANIFOLD

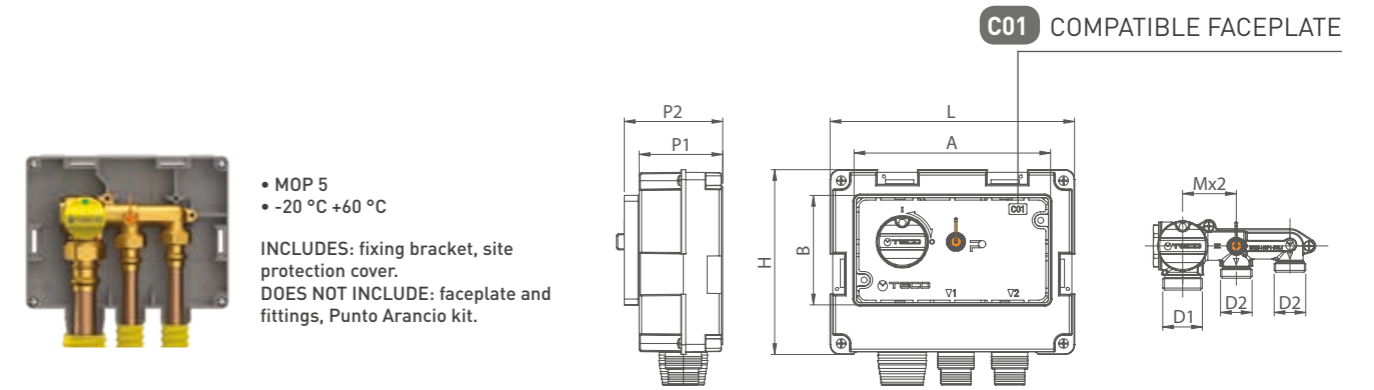
- K2.3 compact distribution manifold
- Main shut-off ball valve with open/closed indication
- With flush-mounting and readily serviceable Sandwich box
- Box with connections with sheath that is gas-tight with respect to the wall and ventilation to the outside
- TECO Tapered Seal connection: heat resistant in the event of fire (HTB)
- The faceplates allow full service access to the manifold
- The faceplate Design and finishes are suitable for exposed installation
- Punto Arancio® pressure fitting



SPECIFICATIONS		TECHNOLOGIES		DESIGN FEATURES				
Material	Body	CW617 Brass		HEAT RESISTANCE  TAPERED SEAL	CERTIFIED PRODUCT	SANDWICH BOX	ACCESSIBILITY	PRESSURE TESTED
	Sandwich Box	ABS						
	Balls	CW617 Brass						
Connections	TAPERED SEAL and ISO 228 M thread							
Working pressure	MOP 5							
Temperature	-20 °C +60 °C							
High temperature resistance	(B01) 0.1 bar 650°C for 30min							
Standard and certification	DIN EN 331 DVGW		COMPACT	DESIGN	VENTILATION	INSIDE-OUTSIDE		



## K2.3 2-PORT SINGLE SHUT-OFF GAS MANIFOLD




• MOP 5  
• -20 °C +60 °C  
INCLUDES: fixing bracket, site protection cover.  
DOES NOT INCLUDE: faceplate and fittings, Punto Arancio kit.

Code	DN	D1	D2	M	L	H	P1	P2	A	B	Faceplate	Pack
K203CC10100	20	TC1"	TC3/4"	45	205	155	70	83	165	92	C01	5

### K2.3 Flush-mounting gas manifold

Manifold with two outlet pressure fittings. Inlet with ball valve that complies with the DIN EN 331 standard, 1" tapered seal and 3/4" outlets. The kit includes a readily serviceable sandwich box, which is gas-tight with ventilation to the environment and sealed sheath connections. Brass body. Brackets and protection covers included. Opens and closes by operating the handle, complete with "open/closed" indicator, manually openable faceplate, available in three finishes. Temperature: -20 °C +60 °C. Working pressure: MOP 5. The connections are certified and guaranteed to seal at high temperature HTB 650°C for 30'.

### C01 FACEPLATES



Code	Finish	Pack
K7PL0001	White	5
K7PL0002	Silver	1
K7PL0003	Black Soft Touch	1

**TC** FITTINGS FOR TAPERED SEALS SEE PAGE 170


**KZ** ACCESSORIES (EXTENSIONS, SPANNER ...) SEE PAGE 172

**P** PUNTO ARANCIO ACCESSORIES SEE PAGE 179

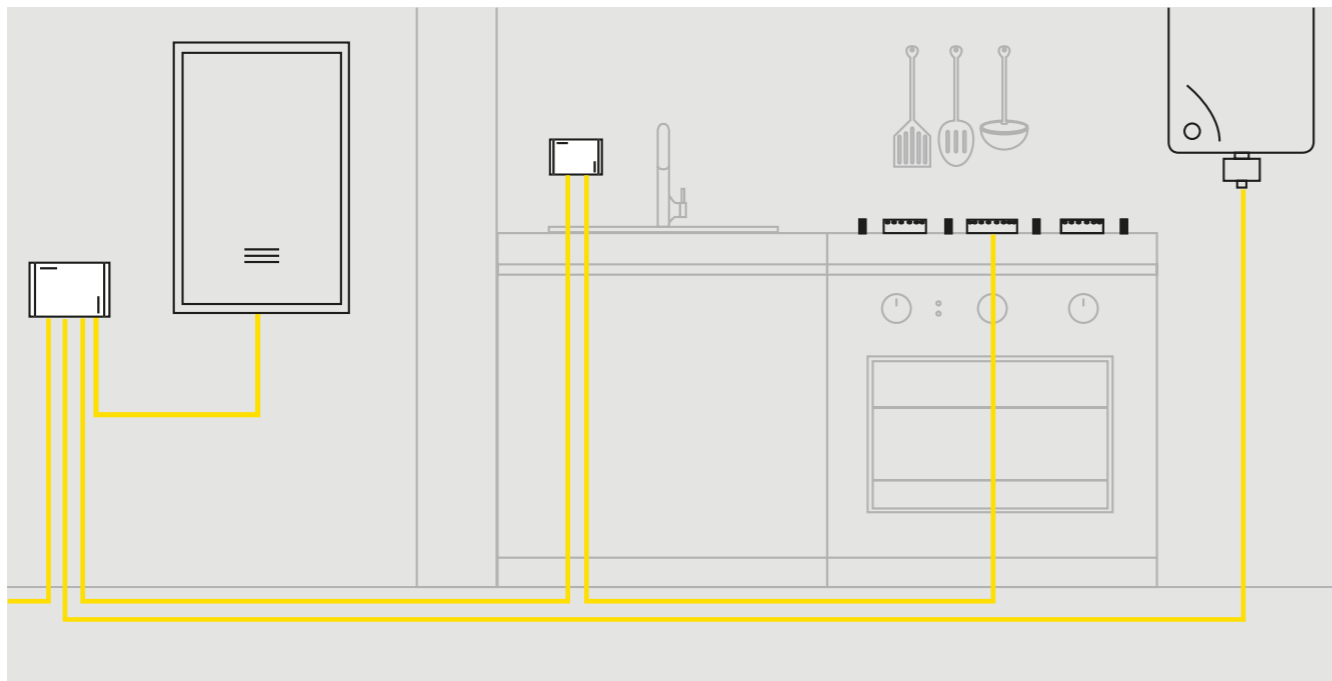
# K2.4

## 3-PORT SINGLE SHUT-OFF GAS MANIFOLD

- K2.4 compact distribution manifold
- Main shut-off ball valve with open/closed indication
- With flush-mounting and readily serviceable Sandwich box
- Box with connections with sheath that is gas-tight with respect to the wall and ventilation to the outside
- TECO Tapered Seal connection: heat resistant in the event of fire (HTB)
- The faceplates allow full service access to the manifold
- The faceplate Design and finishes are suitable for exposed installation
- Punto Arancio® pressure fitting



SPECIFICATIONS		TECHNOLOGIES		DESIGN FEATURES				
Material	Body	CW617 Brass		HEAT RESISTANCE  TAPERED SEAL	CERTIFIED PRODUCT	SANDWICH BOX	ACCESSIBILITY	PRESSURE TESTED
	Sandwich Box	ABS						
	Balls	CW617 Brass						
Connections	TAPERED SEAL and ISO 228 M thread							
Working pressure	MOP 5							
Temperature	-20°C +60°C							
High temperature resistance	(B01) 0.1 bar 650°C for 30min							
Standard and certification	DIN EN 331 DVGW		COMPACT	DESIGN	VENTILATION	INSIDE-OUTSIDE		



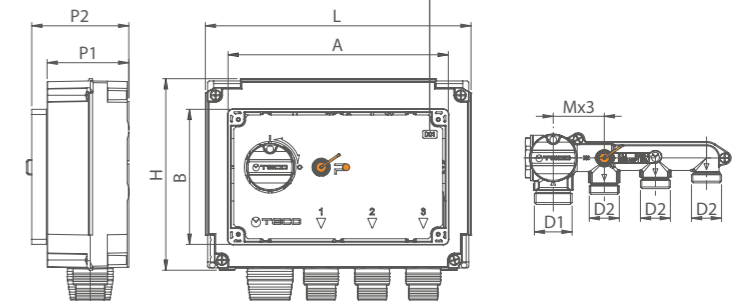
## K2.4 3-PORT SINGLE SHUT-OFF GAS MANIFOLD

D01 COMPATIBLE FACEPLATE



- MOP 5
- -20 °C +60 °C

INCLUDES: fixing bracket, site protection cover.  
DOES NOT INCLUDE: faceplate and fittings, Punto Arancio kit.




Code	DN	D1	D2	M	L	H	P1	P2	A	B	Faceplate	Pack
K204DC10100	20	TC1"	TC3/4"	45	234	170	72	85	194	119	D01	5

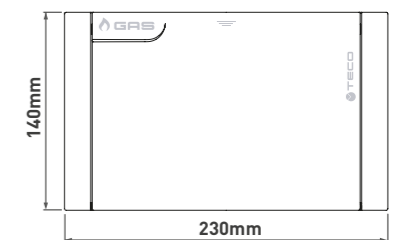
### K2.4 Flush-mounting gas manifold

Manifold with three outlet pressure fittings. Inlet with ball valve that complies with the DIN EN 331 standard, 1" tapered seal and 3/4" outlets. The kit includes a readily serviceable sandwich box, which is gas-tight with ventilation to the environment and sealed sheath connections. Brass body. Brackets and protection covers included. Opens and closes by operating the handle, complete with "open/closed" indicator, manually openable faceplate, available in three finishes. Temperature: -20 °C +60 °C. Working pressure: MOP 5. The connections are certified and guaranteed to seal at high temperature HTB 650°C for 30'.

## D01 FACEPLATES



Faceplate 230x140mm.



Code	Finish	Pack
KPLD0101600	White	5
KPLD0101800	Silver	1

- TC** FITTINGS FOR TAPERED SEALS SEE PAGE 170
- KZ** ACCESSORIES (EXTENSIONS, SPANNER ...) SEE PAGE 172
- PUNTO ARANCIO** ACCESSORIES SEE PAGE 179

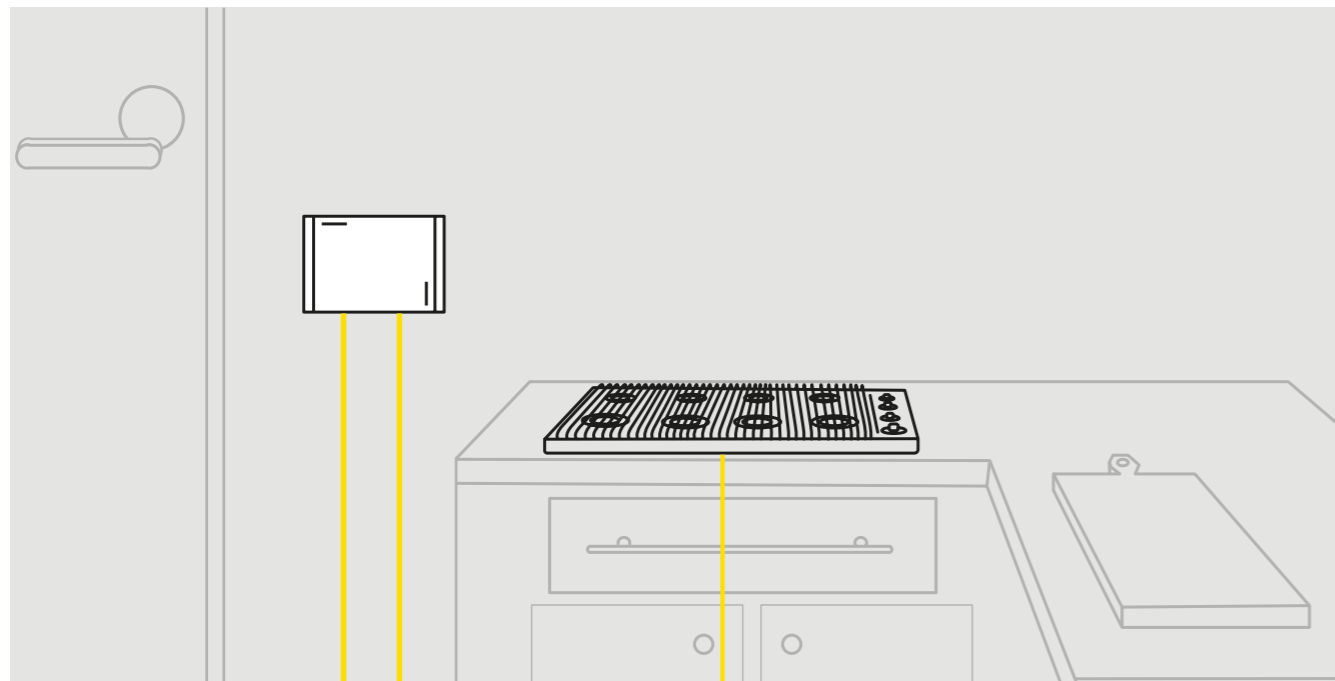
# K2.1

## FLUSH-MOUNTING "U" GAS SHUT-OFF COCK

- K2.1 compact shut-off cock
- "U" shape with inlet and outlet at the bottom
- With flush-mounting and readily serviceable Sandwich box
- Box with connections with sheath that is gas-tight with respect to the wall and ventilation to the outside
- TECO Tapered Seal connection: heat resistant in the event of fire (HTB)
- The compact faceplates make it possible to access the shut-off valves
- The faceplate Design and finishes are suitable for exposed installation



SPECIFICATIONS		TECHNOLOGIES	DESIGN FEATURES				
Material	Body	CW617 Brass	HEAT RESISTANCE  TAPERED SEAL	CERTIFIED PRODUCT	SANDWICH BOX	ACCESSIBILITY	LINK
	Sandwich Box	PS					
	Balls	CW617 Brass					
Connections	TAPERED SEAL and ISO 228 M thread						
Working pressure	MOP 5						
Temperature	-20 °C +60 °C						
High temperature resistance	(B01) 0.1 bar 650°C for 30min	COMPACT DESIGN VENTILATION INSIDE-OUTSIDE					
Standard and certification	DIN EN 331 DVGW						

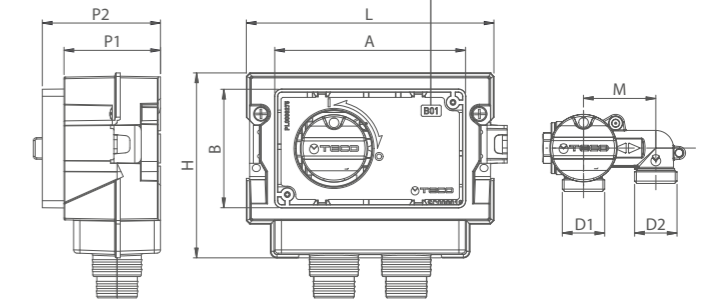


## K2.1 FLUSH-MOUNTING "U" GAS SHUT-OFF COCK

### B01 COMPATIBLE FACEPLATE



- MOP 5
  - -20°C +60 °C
- INCLUDES: fixing bracket, site protection cover.  
DOES NOT INCLUDE: faceplate and fittings.




Code	DN	D1	D2	M	L	H	P1	P2	A	B	Faceplate	Pack
K201BC10100	15	TC3/4"	TC3/4"	45	154	115	60	73	119	74	B01	10

### K2.1 Flush-mounting gas valve

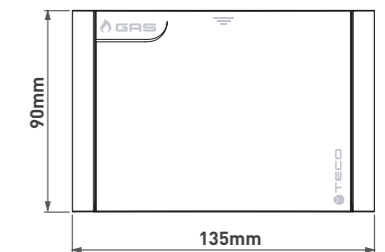
A ball valve that complies with the **DIN EN 331** standard, with the inlet and outlet at the bottom, 3/4" tapered seal connections, complete with readily serviceable sandwich box that is gas-tight and ventilated to the environment, and gas-tight sheath connections. Brass body. Brackets and protection covers included. Opens and closes by operating the handle, manually openable faceplate, available in five finishes.

Temperature: -20 °C +60 °C.  
Working pressure: MOP 5  
The connections are certified and guaranteed to seal at high temperature HTB 650°C for 30'.

## B01 FACEPLATES



Faceplate 135x90mm.



Code	Finish	Pack
KPLB0101600	White	10
KPLB0101M00	Polished chrome	10
KPLB0101800	Silver	5
KPLB0101A00	Black Soft Touch	5
KPLB0101700	Copper	5

**TC** FITTINGS FOR TAPERED SEALS SEE PAGE 170

**KZ** ACCESSORIES (EXTENSIONS, SPANNER ...) SEE PAGE 172

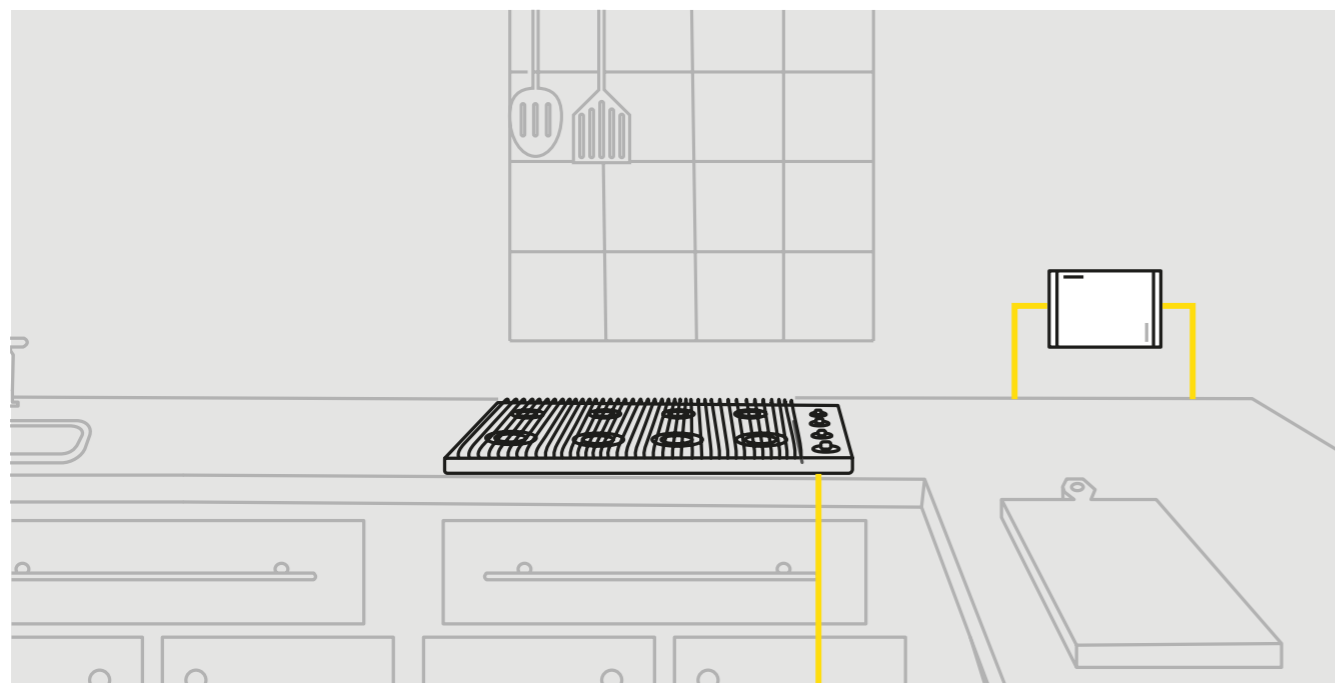
# K2.0

## FLUSH-MOUNTING STRAIGHT GAS SHUT-OFF COCK

- K2.0 compact shut-off cock
- Straight inlet and outlet
- With flush-mounting, serviceable Sandwich box
- Box with connections with sheath that is gas-tight with respect to the wall and ventilation to the outside
- TECO Tapered Seal connection: heat resistant in the event of fire (HTB)
- The compact faceplates make it possible to access the shut-off valves
- The faceplate Design and finishes are suitable for exposed installation



SPECIFICATIONS		TECHNOLOGIES		DESIGN FEATURES				
Material	Body	CW617 Brass		HEAT RESISTANCE  TAPERED SEAL	CERTIFIED PRODUCT	SANDWICH BOX	ACCESSIBILITY	LINK
	Sandwich Box	PS						
	Balls	CW617 Brass						
Connections	TAPERED SEAL and ISO 228 M thread EN 10226-1 Female Thread.							
Working pressure	MOP 5							
Temperature	-20 °C +60 °C							
High temperature resistance	[B01] 0.1 bar 650°C for 30min							
Standard and certification	DIN EN 331 DVGW		COMPACT	DESIGN	VENTILATION	INSIDE-OUTSIDE		

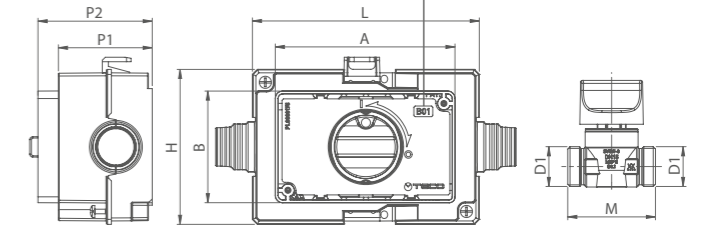


## K2.0 FLUSH-MOUNTING STRAIGHT GAS SHUT-OFF COCK

### B01 COMPATIBLE FACEPLATE



- MOP 5
  - -20 °C +60 °C
- INCLUDES: fixing bracket, site protection cover.  
DOES NOT INCLUDE: faceplate and fittings.




Code	DN	D1	M	L	H	P1	P2	A	B	Faceplate	Pack
K200BC10100	15	TC3/4"	58	150	102	62	75	119	74	B01	10
K200B110100	15	Rp1/2"	63	150	102	62	75	119	74	B01	10

### K2.0 Flush-mounting gas valve

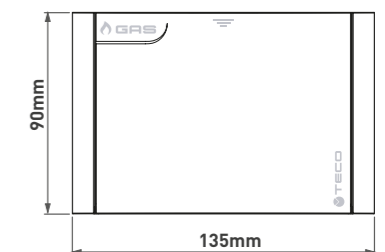
A ball valve that complies with the DIN EN 331 standard, with the inlet and outlet at the side, 3/4" tapered seal connections, complete with readily serviceable sandwich box that is gas-tight and ventilated to the environment, and gas-tight sheath connections. Brass body. Brackets and protection covers included. Opens and closes by operating the handle, manually openable faceplate, available in five finishes.

Temperature: -20 °C +60 °C.  
Working pressure: MOP 5  
The connections are certified and guaranteed to seal at high temperature HTB 650°C for 30'.

### B01 FACEPLATES



Faceplate 135x90mm



Code	Finish	Pack
KPLB0101600	White	10
KPLB0101M00	Polished chrome	10
KPLB0101800	Silver	5
KPLB0101A00	Black Soft Touch	5
KPLB0101700	Copper	5


**TC FITTINGS FOR TAPERED SEALS** SEE PAGE 170

**KZ ACCESSORIES (EXTENSIONS, SPANNER ...)** SEE PAGE 172

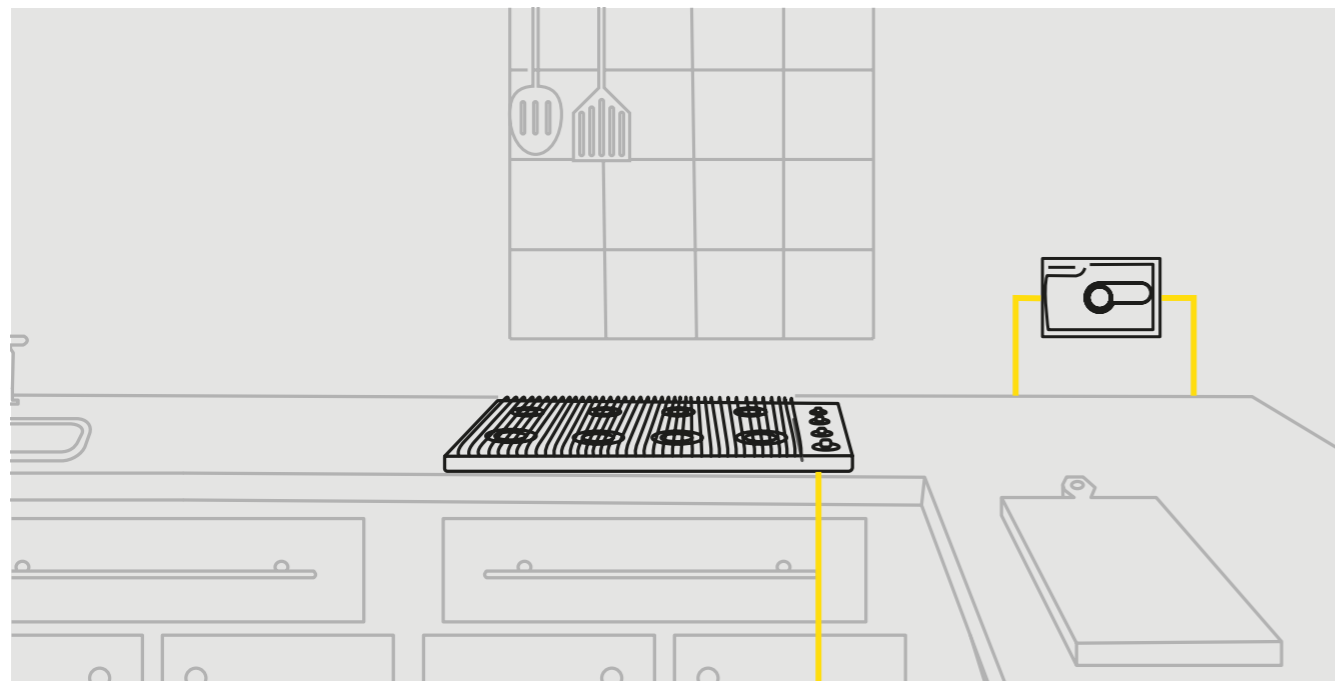
# K164

## FLUSH-MOUNTING GAS SHUT-OFF COCK WITH LEVER

- K164 compact shut-off cock
- Straight inlet and outlet
- With flush-mounting, serviceable Sandwich box
- Connections with sheath that is **gas-tight** with respect to the wall and **ventilation** to the outside
- **TECO Tapered Seal** connection: heat resistant in the event of fire (HTB)
- The **compact faceplate** makes it possible to access the shut-off valves



SPECIFICATIONS		TECHNOLOGIES	DESIGN FEATURES			
Material	Body	CW617 Brass	 HEAT RESISTANCE	 CERTIFIED PRODUCT	 SANDWICH BOX	
	Sandwich Box	PP				
	Balls	CW617 Brass				
Connections	TAPERED SEAL and ISO 228 M thread EN 10226-1 Female Thread:			 TAPERED SEAL	 COMPACT	 VENTILATION
Working pressure	MOP 5					
Temperature	-20 °C +60 °C					
High temperature resistance	[B01] 0.1 bar 650°C for 30min					
Standard and certification	DIN EN 331 DVGW					

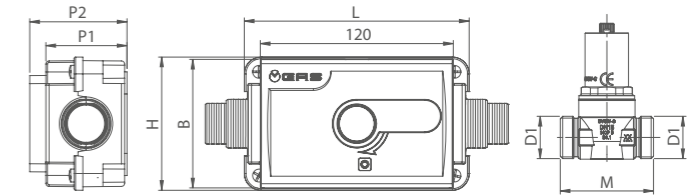


## K164 FLUSH-MOUNTING GAS SHUT-OFF COCK WITH LEVER



- MOP 5
- -20 °C +60 °C

INCLUDES: fixing bracket, site protection cover, chrome plated faceplate and control lever.  
DOES NOT INCLUDE: fittings.



Code	DN	D1	D2	M	L	H	P1	P2	A	B	Pack
K113KC0100	15	TC3/4"	TC3/4"	58	140	83	51	61	120	80	10
K113KF0100	15	Rp1/2"	Rp1/2"	63	140	83	51	61	120	80	10

### K164 Flush-mounting gas valve

A ball valve that complies with the **DIN EN 331** standard, with the inlet and outlet at the side, 3/4" tapered seal connections, complete with readily serviceable sandwich box that is gas-tight and ventilated to the environment, and gas-tight sheath connections. Brass body. Brackets and protection covers included. Closed and opened by operating a lever. Complete with faceplate that allows maintenance work.

Temperature: -20 °C +60 °C.

Working pressure: MOP 5

The connections are certified and guaranteed to seal at high temperature HTB 650°C for 30'.

### ACCESSIBLE AND EASY TO OPERATE



**TC** FITTINGS FOR TAPERED SEALS SEE PAGE 170

**KZ** ACCESSORIES (EXTENSIONS, SPANNER ...) SEE PAGE 172

# RK

## FLUSH-MOUNTING GAS BOX WITH OUTLET FITTING

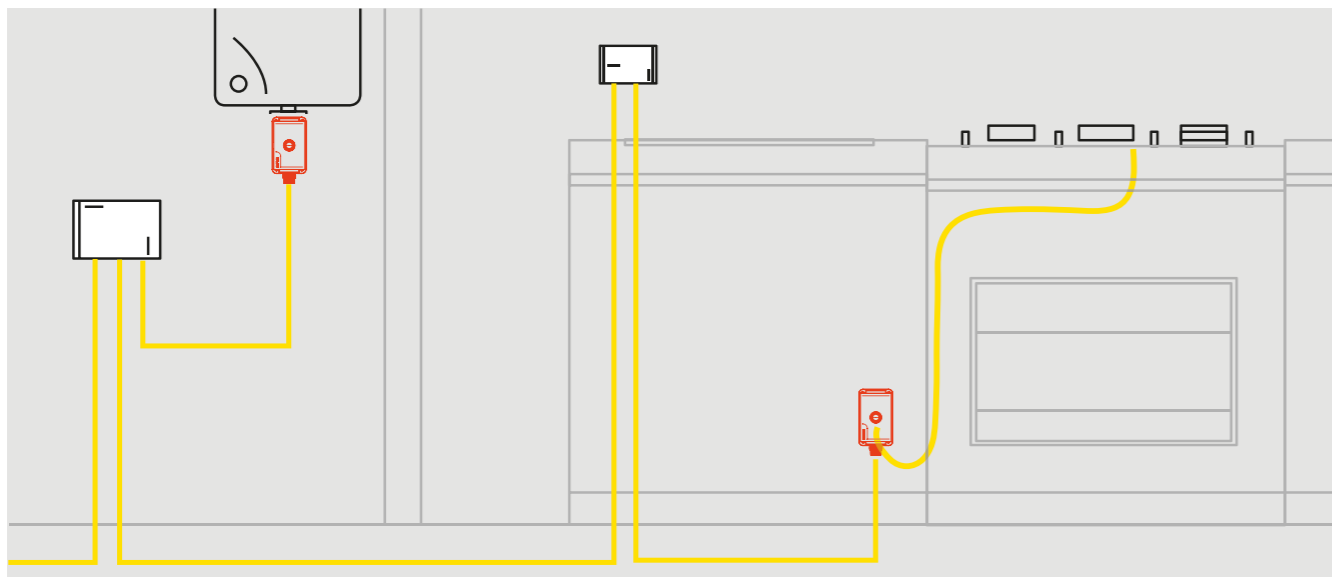
- RK outlet fitting that protrudes from the wall
- With flush-mounting and readily serviceable Sandwich box
- Connections with sheath that is **gas-tight** with respect to the wall and **ventilation** to the outside
- **TECO Tapered Seal** connection: heat resistant in the event of fire (HTB)
- The **compact faceplate** makes it possible to access the shut-off valves
- The faceplate **Design** is suitable for exposed installation



SPECIFICATIONS		TECHNOLOGIES	DESIGN FEATURES						
Material	Body	CW617 Brass	 HEAT RESISTANCE	 CERTIFIED PRODUCT	 SANDWICH BOX	 INSIDE-OUTSIDE			
	Sandwich Box	PP							
Connections	TAPERED SEAL and ISO 228 M thread ISO-228 Female Thread						 TAPERED SEAL	 COMPACT	 VENTILATION
Working pressure	MOP 5								
Temperature	-20 °C +60 °C								
High temperature resistance	[B01] 0.1 bar 650°C for 30min								
Standard and certification	DIN EN 331 DVGW								

### Reference Standard - UNI 7129-1 : 2015 : 4.3.2.2

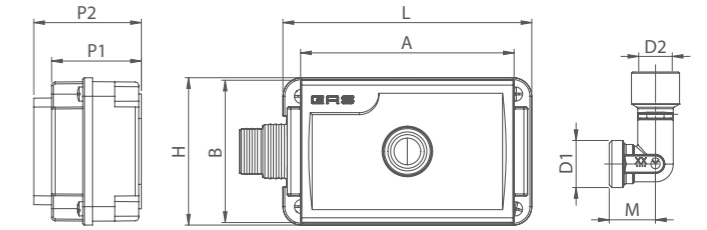
The fittings can be buried or laid in chases as long as they are put in suitable serviceable boxes with unsealed covers. The joints at the fittings in the boxes must be suitably protected against corrosion in accordance with UNI EN 12954.



## RK FLUSH-MOUNTING GAS BOX WITH OUTLET FITTING



INCLUDES: fixing bracket, site protection cover and white faceplate.  
DOES NOT INCLUDE: fittings.



Code	DN	D1	D2	M	L	H	P1	P2	A	B	Pack
RK13KC0100	15	TC3/4"	G 1/2"	26	140	83	51	61	120	80	10

### RK Flush-mounting gas fitting

A 1/2" female elbow fitting with 3/4" tapered seal connection. It comes complete with a readily serviceable sandwich box, which is gas-tight with ventilation to the environment and sealed sheath connections. Brass body. Brackets and protection covers included. Complete with faceplate that allows maintenance work.

The connections are certified and guaranteed to seal at high temperature HTB 650°C for 30'.

## RK ACCESSORIES

### FIREBAG® FITTING WITH THERMAL SAFETY DEVICE

When connecting gas appliances to the system, we recommend installing the RT406 elbow fitting with the built-in Firebag® thermal safety device to the RK kit outlet.

The device is heat-activated and prevents gas from leaking out of the distribution network in the event of fire, thereby limiting its spread.

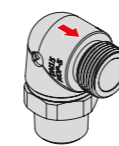
It is designed to activate in the range from 95 °C to 100 °C, and is guaranteed to operate at 925 °C for an hour.

For further details, see the FireBag® catalogue.

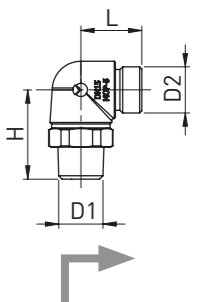


### FIREBAG®

#### 90° FITTING




- MOP 5
- -20°C +60 °C
- Trip temp. 100 °C - 5K
- HTB 925°C for 60' (GT5 DIN 3586)



Code	DN	D1	D2	L	H	SW	TAE	Pack
RT406C00	15	R1/2"	G1/2"	40	28	27	X	10

# SK METAL BOX

## K2 MANIFOLDS THAT CAN BE USED WITH THE METAL BOX



**i** Use the SK metal box whenever you need space to install a safety solenoid valve.

### TECHNOLOGIES



HEAT RESISTANCE



TAPERED SEAL

### DESIGN FEATURES

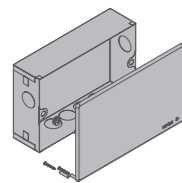


CERTIFIED PRODUCT

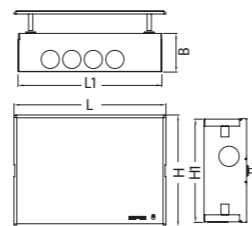


PRESSURE TESTED

### METAL MANIFOLD BOX




Readily serviceable metal box for K2 manifolds  
- metal box  
- cover with adjustable height



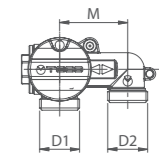
Code	L	L1	H	H1	B	Pack
SK0001011	330	300	210	195	80	1

## K2.1 K2.2 K2.3 K2.4 MANIFOLDS THAT CAN BE USED WITH THE METAL BOX

### K2.1 "U" SHUT-OFF VALVE




- MOP 5
- -20 °C +60 °C



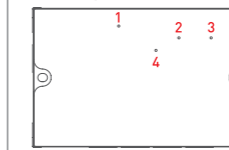
Code	DN	D1	D2	M	Pack
K201BC19900	15	300	210	195	5

### K2.2 MULTIPLE SHUT-OFF MANIFOLD X2

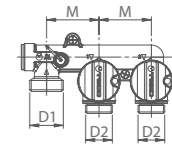
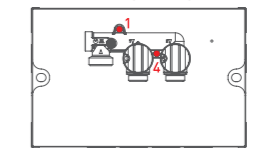


- MOP 5
- -20 °C +60 °C

Fixing holes




Fastening diagram



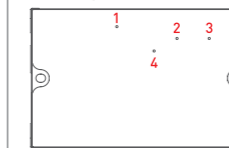
Code	DN	D1	D2	M	Pack
K202CC19900	20	TC1"	TC3/4"	52	5

### K2.3 SINGLE SHUT-OFF DISTRIBUTION MANIFOLD X2

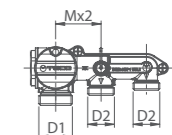
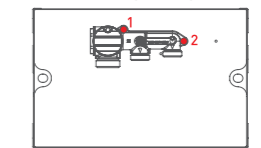


- MOP 5
- -20 °C +60 °C

Fixing holes

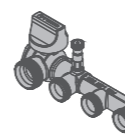


Fastening diagram



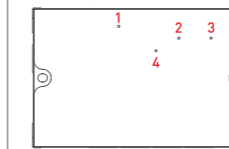
Code	DN	D1	D2	M	Pack
K203CC19900	20	TC1"	TC3/4"	45	5

### K2.4 SINGLE SHUT-OFF DISTRIBUTION MANIFOLD X3

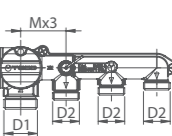
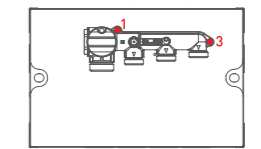


- MOP 5
- -20 °C +60 °C

Fixing holes



Fastening diagram

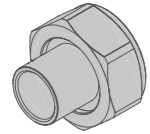


Code	DN	D1	D2	M	Pack
K204DC19900	20	TC1"	TC3/4"	45	5

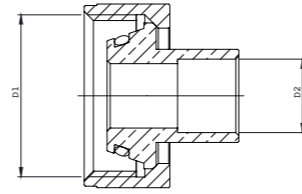




BRONZE SOLDERED FITTINGS




Fitting for soldered copper pipe connection that complies with EN 1254-5

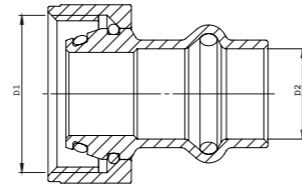
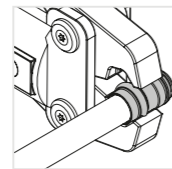


Code	D1 ISO228-1	D2	Pack
K2CS1201	TC 3/4"	ø12mm	10
K2CS1401	TC 3/4"	ø14mm	10
K2CS1501	TC 3/4"	ø15mm	10
K2CS1601	TC 3/4"	ø16mm	10
K2CS1801	TC 3/4"	ø18mm	10
K2CS2201	TC 3/4"	ø22mm	10
K0CS2202	TC 1"	ø22mm	5
K0CS2802	TC 1"	ø28mm	5

RG UNIPRESS® PRESS-FIT FITTING



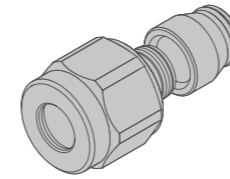
Fitting for press-fit copper pipe connection that complies with DVGW G5614 and UNI 11065.



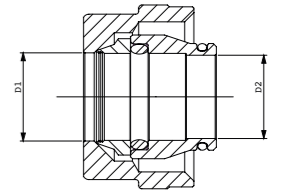
Code	D1 ISO228-1	D2	Pack
K2CP1501	TC 3/4"	ø15mm	10
K2CP1801	TC 3/4"	ø18mm	10
K2CP2201	TC 3/4"	ø22mm	10
K0CP2202	1"	ø22mm	5
K0CP2802	1"	ø28mm	5



COMPRESSION FITTING

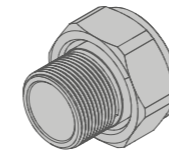


Compression fitting for copper pipe connection that complies with EN 1254-2

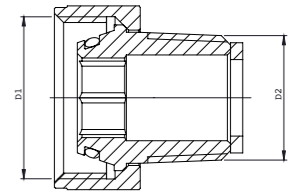


Code	D1 ISO228-1	D2	Pack
K0CR1401	TC 3/4"	ø14mm	10
K0CR1601	TC 3/4"	ø16mm	10
K0CR1801	TC 3/4"	ø18mm	10

THREADED FITTING



Fitting for threaded connection that complies with EN 10226-1.



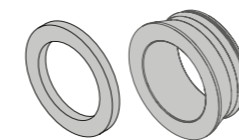
Code	D1 ISO228-1	D2 EN 1254-5	Pack
K0CF1201	TC 3/4"	1/2"	10
K0CF3401	TC 1"	3/4"	5

**i** For multi-layer composite systems, the UNI 11344 standard permits the use of fittings provided by the pipe-fitting system manufacturer. Therefore, there are two possible solutions.

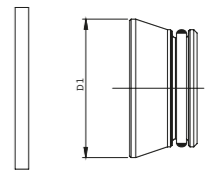
**TP flat seal:** Adapter to convert a tapered seal to a flat seal with gasket. Compatible with all fittings with an ISO228 swivel nut.

**F threaded fitting:** threaded fitting + female press-fit fitting for multi-layer composite pipes.

ADAPTER FOR FLAT SEAL FITTINGS



Adapter for connecting to all types of fittings with a FLAT SEAL with nut and gasket



Code	D1 ISO228-1	Pack
AP004001	TC 3/4"	10
AP005001	TC 1"	5

MODULAR EXTENSION KIT



Code	Pack
KPR0001	1

MODULAR EXTENSION FOR 164K VERSION



Code	L (mm)	Pack
I4095000	23	20

INSTALLATION SPANNER



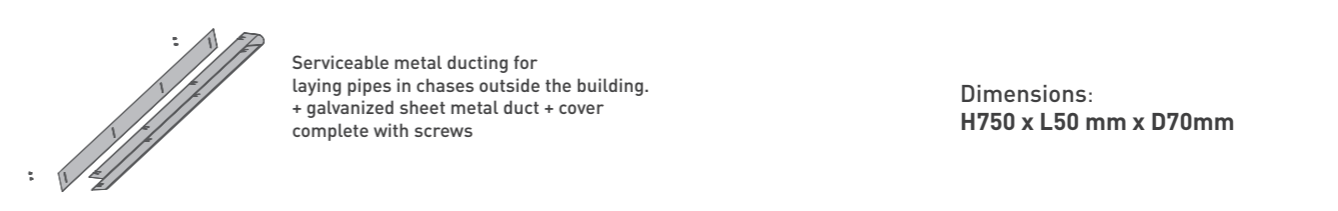
Code	Pack
K0CH001	SW 30 - SW 38 spanner

MAINTENANCE FRAME



Code	Pack
KRPL0004	B01 COMPATIBLE
KRPL0002	C01 COMPATIBLE
KRPL0005	D01 COMPATIBLE

MODULAR DUCTING FOR LAYING PIPES IN CHASES OUTSIDE THE BUILDING

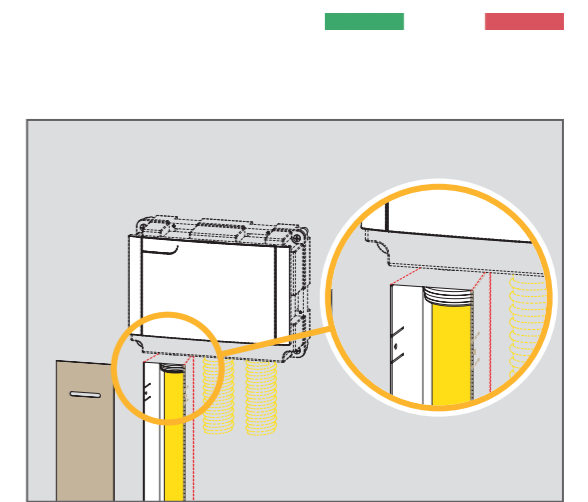


Code	Pack
KA00K00001	10

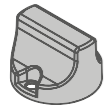
STANDARDS

NOTES ON THE STANDARDS

As prescribed by the UNI 7129 standard, pipes cannot be installed in chases outside the building. If it is necessary to hide the pipes (e.g. when there is cladding), they can be installed in dedicated ventilated metal ducting.



HANDLE

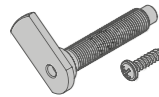


Control handle

Code	Pack
K7MN0001	1
K2MN0001*	1

**A01** \*K2.0 SPARE PARTS (2009 -2017 PRODUCTION)

FACEPLATE ADJUSTMENT KIT **C01**



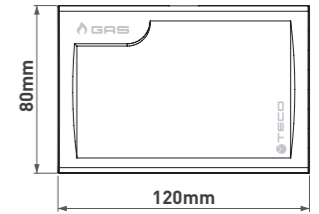
Adjustment kit (20mm)  
pin + screws + o-ring (x2)

Code	Pack
KRPL0003	1

**A01** K2.0 FACEPLATES



**i** FACEPLATES COMPATIBLE WITH VALVES (2009 - 2017 PRODUCTION)  
COMPATIBLE VALVE CODES:  
K213KC0100 - K213KF0100

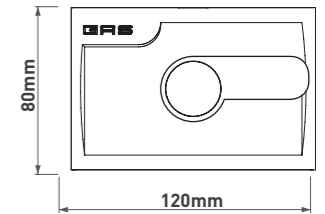


Code	Finish	Pack
K2PL0001	White	1
K2PL0002	Polished chrome	1
K2PL0003	Silver	1
K2PL0004	Black	1

K164 CHROME PLATED FACEPLATE + LEVER SPARE PARTS KIT

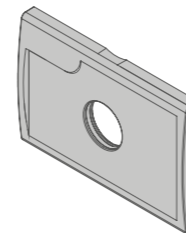


Faceplate 120x80mm  
+ control lever

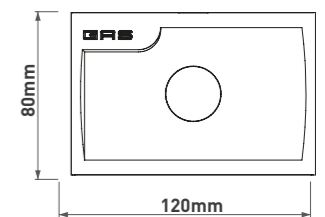


Code	Finish	Pack
K1PL0001	Polished chrome	1

RK WHITE FACEPLATE



Faceplate 120x80mm



Code	Finish	Pack
RKPL0001	White	1